

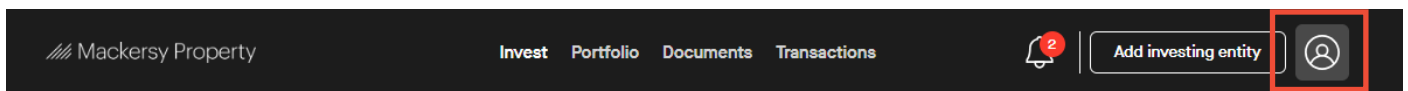
## How do I update my details?

### Updating your details

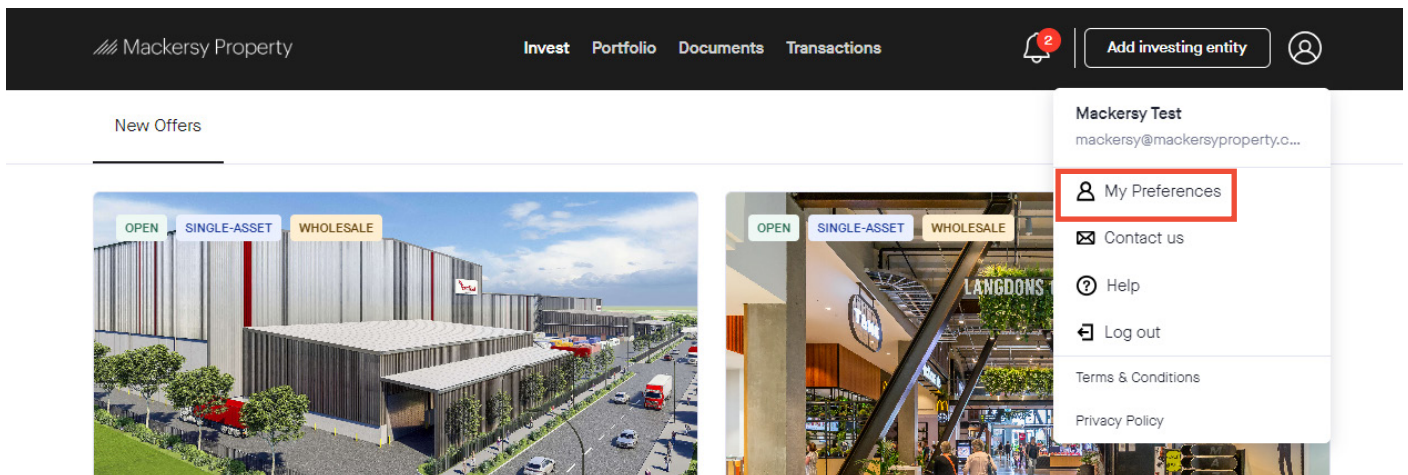
In this guide, we'll show you how to update your personal details, account settings and change your password.

#### Access your preferences

1. **Log in** to the Investor Portal.
2. Access your preferences: Click the **user (person) icon** in the top right of the navigation banner.



3. Select **"My Preferences"**
4. You'll land on the **"Account Details"** tab.

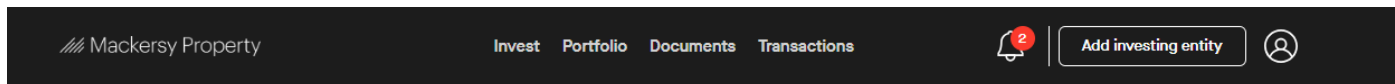


## How do I update my details?

### Account Details

In the Account Details tab, you can update your:

- Preferred name
- Phone number



**Account Details** | Account Settings | Security

**Personal Details**  
Your personal information is never shown to other users.

Legal name [Contact us to change this information](#)

**Preferred name (optional)**

This is what you want us to call you in our communications.

Email address [Contact us to change this information](#)

Date of birth [Contact us to change this information](#)

Current residential address [Contact us to change this information](#)

**Phone number**

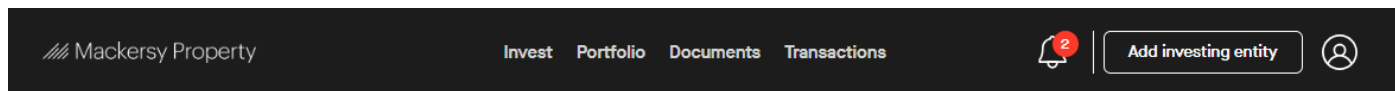
Save

To update your legal name, current address or date of birth, please get in touch with Mackersy Property by email at [invest@mackersyproperty.co.nz](mailto:invest@mackersyproperty.co.nz) or phone (03) 450 9540.

Please note that updating your legal name, date of birth, or address triggers a verification process to ensure that your AML and identity verification remain valid.

### Account Settings

In this tab, you can adjust your timezone to sync with the portal.



Account Details | **Account Settings** | Security

**Account Preferences**  
Control settings related to your account.

**Time Zone**  
(UTC+12:00) Auckland, Wellington

Save